



*Trusted Solutions,
Improving Lives™*



EPG Conference
May 22, 2018

Cautionary Statement Under the Private Securities Litigation Reform Act; Non-GAAP Measures

SAFE HARBOR STATEMENT

This presentation and discussion will include forward-looking statements within the meaning of the Private Securities Litigation Reform Act of 1995, as amended. These statements may relate to, among other things, capital expenditures, acquisitions, cost reductions, cash flow, revenues, earnings, market conditions, global economies and operating improvements, and are indicated by words or phrases such as “anticipates,” “estimates,” “plans,” “expects,” “projects,” “forecasts,” “should,” “could,” “will,” “management believes,” “the company believes,” “the company intends,” and similar words or phrases. These statements are subject to inherent uncertainties and risks that could cause actual results to differ materially from those anticipated at the date of this presentation and discussion. The risks and uncertainties include, but are not limited to, the following: economic and political consequences resulting from terrorist attacks and wars; levels of industrial activity and economic conditions in the U.S. and other countries around the world; pricing pressures and other competitive factors, and levels of capital spending in certain industries – all of which could have a material impact on order rates and IDEX’s results, particularly in light of the low levels of order backlogs it typically maintains; its ability to make acquisitions and to integrate and operate acquired businesses on a profitable basis; the relationship of the U.S. dollar to other currencies and its impact on pricing and cost competitiveness; political and economic conditions in foreign countries in which the company operates; interest rates; capacity utilization and the effect this has on costs; labor markets; market conditions and material costs; and developments with respect to contingencies, such as litigation and environmental matters. Additional factors that could cause actual results to differ materially from those reflected in the forward-looking statements include, but are not limited to, the risks discussed in the “Risk Factors” section included in the company’s most recent annual report on Form 10-K filed with the SEC and the other risks discussed in the company’s filings with the SEC. The forward-looking statements included in this presentation and discussion are only made as of today’s date, and management undertakes no obligation to publicly update them to reflect subsequent events or circumstances, except as may be required by law. Investors are cautioned not to rely unduly on forward-looking statements when evaluating the information in this presentation and discussion.

NON-GAAP MEASURES

The Company uses certain non-GAAP measures in discussing the Company’s performance. The reconciliation of those measures to the most comparable GAAP measures is detailed in IDEX’s Form 10-K for 2017, which is available at www.idexcorp.com, together with this presentation.

IDEX Corporation Overview

\$2.3 BILLION SUPPLIER of highly engineered industrial and technology solutions for mission critical niches

Differentiated **style of competition** and unique **operating approach** that create defensible competitive “moats” and superior performance

Our objective is to provide **consistent DOUBLE-DIGIT EARNINGS GROWTH** and **STRONG CASH FLOW** with **SUPERIOR RETURN** on invested capital



2017 Revenue
\$2.3B

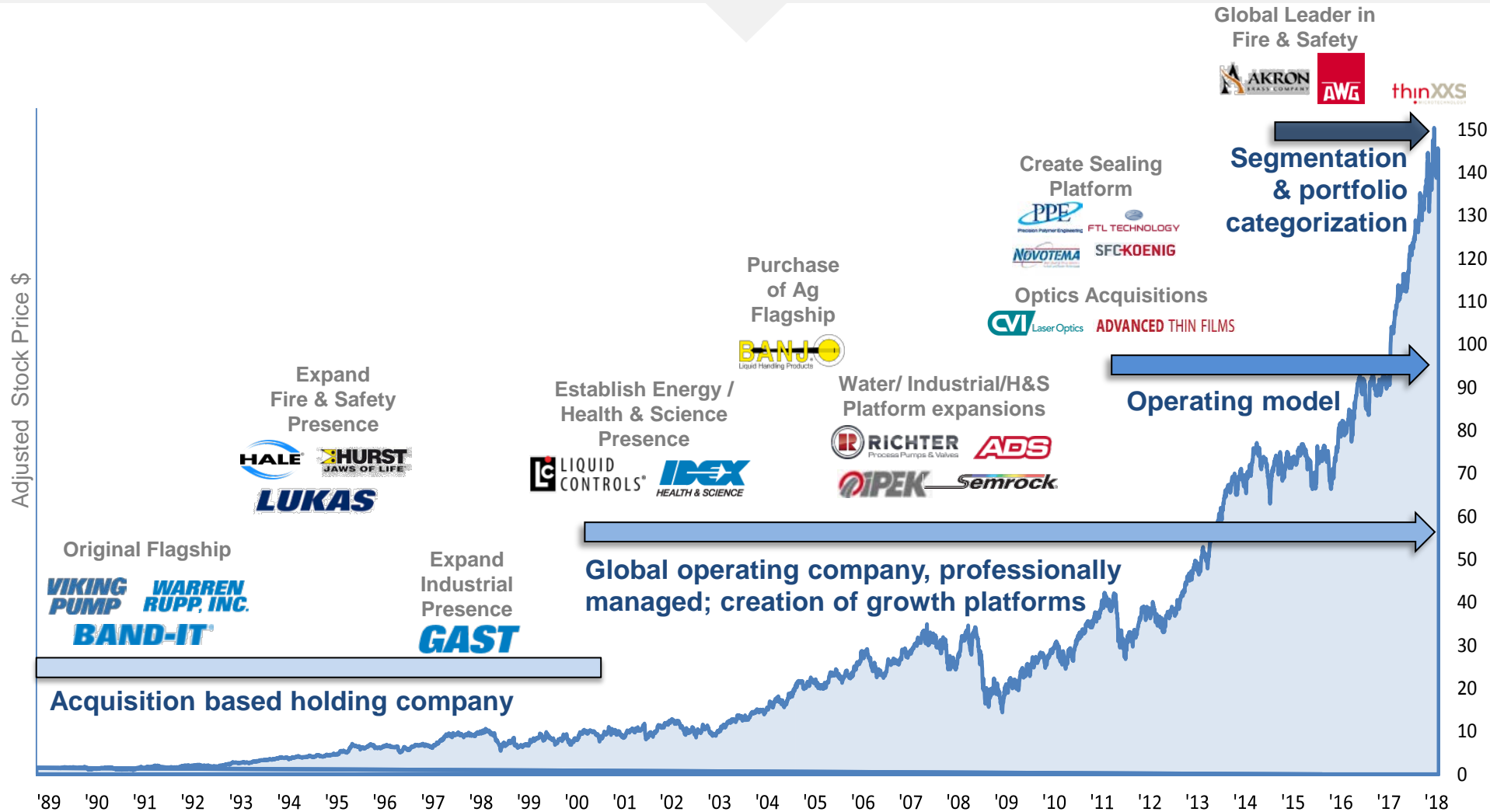
2017 EBITDA %
~26%

2017 Free Cash Flow
\$380M+

Employees
~7,100+

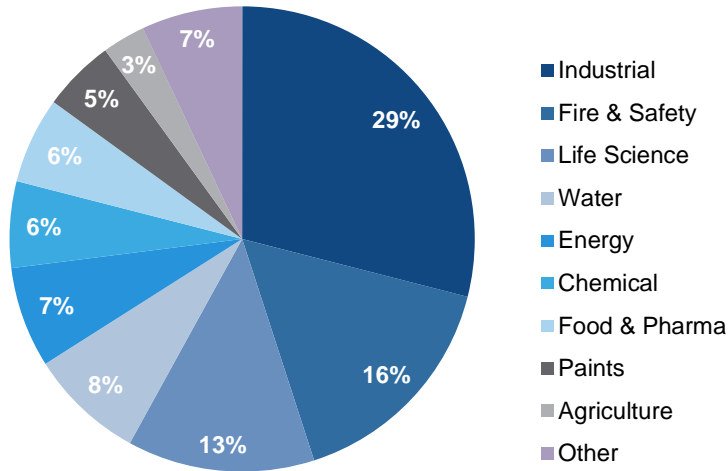
Our History

IDEX operates 90+ locations globally in highly diverse markets and industries



Our Position: Markets & Geography

Markets



- Own highly engineered & proprietary assets in fragmented niches of growing markets
- Well positioned in markets with secular growth tailwinds
- #1 or #2 position in the perspective niche markets

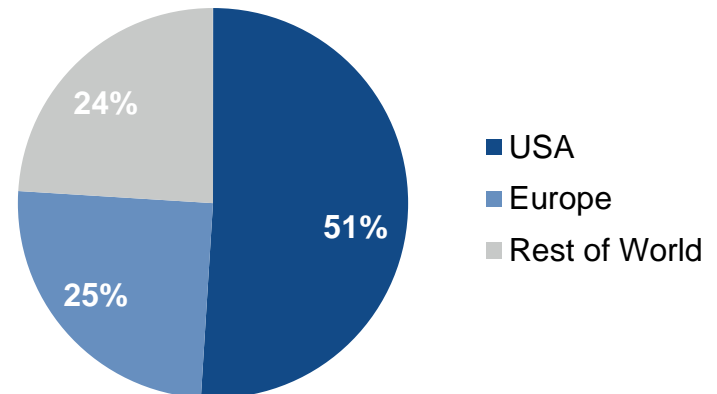
Geographies

Strong Global Presence:




- 42 North America
- 31 Europe
- 13 Asia
- 3 Australia
- 1 South America

- Diversified portfolio with strong global positioning
- Focused on investments in emerging markets
- Acquisition targets across all geographies

Global Sales by Geography:



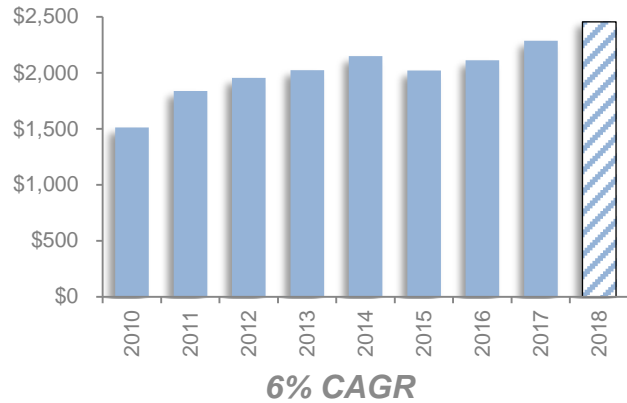
Our Structure

	FLUID & METERING TECHNOLOGY	HEALTH & SCIENCE TECHNOLOGY	FIRE & SAFETY / DIVERSIFIED
2017 REVENUE	\$881	\$820	\$588
% OF TOTAL	38%	36%	26%
2017 OPERATING MARGIN*	28%	23%	25%
2017 EBITDA MARGIN*	30%	28%	27%
BUSINESS PLATFORMS	<p>Pumps Water Energy Agriculture Valves</p> 	<p>Scientific Fluidics & Optics Material Processing Sealing Solutions Industrial</p> 	<p>Dispensing BAND-IT Fire & Safety</p> 

* Adjusted

STRATEGY & OPERATING MODEL DELIVER OUTSTANDING FINANCIAL PERFORMANCE

SALES



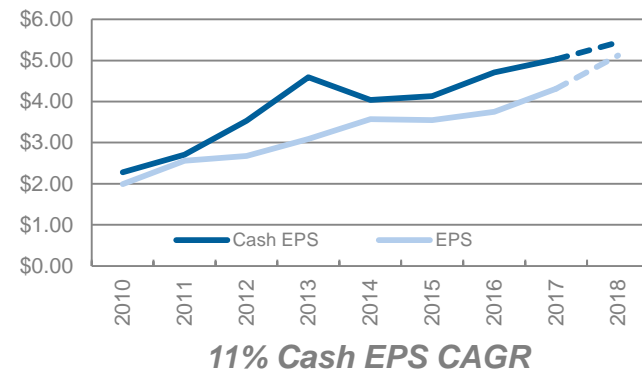
OP INCOME*



EPS*



CASH EPS



Our Mission



Our Objectives: Superior Performance Through a Cycle



Customer Satisfaction



Total Shareholder Return



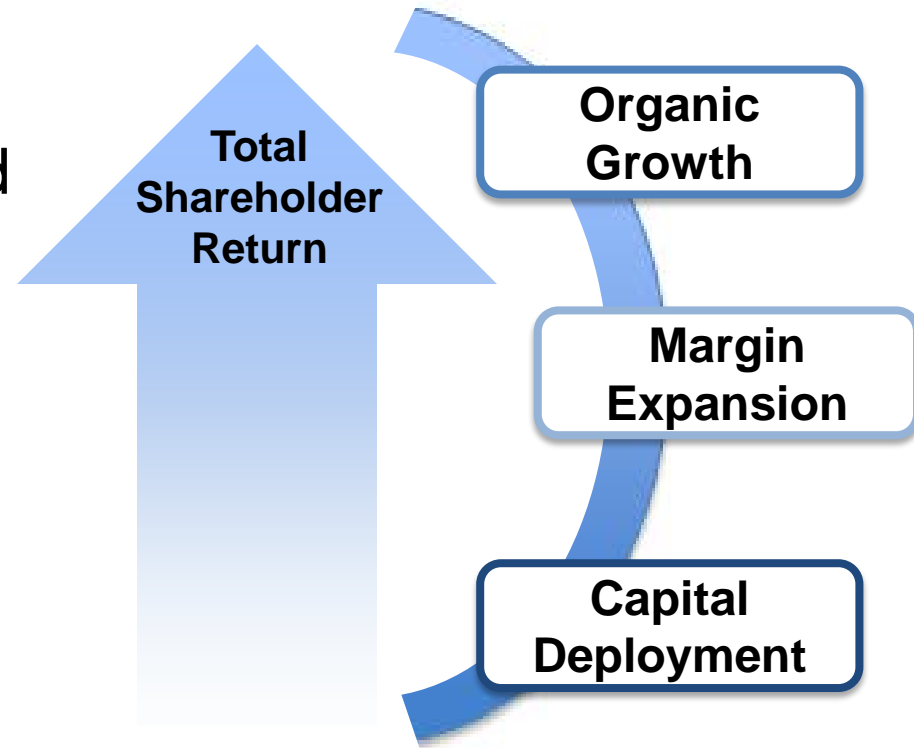
Employee Engagement



Long-term Sustainable Financial Results

Above market **Organic Growth** with **Pricing Power** and **Productivity** drive differentiated **Margins** and **Cash Flow** performance...

Combined with **Disciplined Capital Deployment** we generate superior **ROIC**.



*Double-digit EPS compound growth through a cycle
drives market leading TSR*

Our Strategic Framework

IDEX Style of Competition

Product Characteristics

- Configurable components
- Mission-critical applications
- Highly engineered
- Differentiated (GM >40%)

Business Model

- Market leadership (#1, #2)
- Asset light manufacturing
- Defensible technology (small r, Big D)
- EBITDA >20% potential

Market Characteristics

- Niche application size <\$1.5 B
- No mega-caps as leading competitors

***“Niche leadership
in critical products”***

Unique Operating Approach

Philosophy

- Decentralized management
- Empowered teams
- Accountability close to the customer

Differentiated Core Capabilities

- Building Teams
- 8020
- Customer Obsession
- Enabled thru Goal Deployment & Daily Management

Common Tools to Support BU's

- Best practices including Goal Deployment, Innovation, Lean, Strategic Pricing & Sourcing

***“Right team focused
on what drives results”***

The IDEX Difference



Great Teams

- Values driven culture
- Develop great leaders
- Build high performing teams



Embrace 80/20

- Simplify to eliminate non-value-added
- Segment to focus on differentiated positions and attractive profit pools
- Allocate resources to accelerate growth



Customer Obsession

- Customer first
- Entrepreneurial
- Highly innovative

Summary

CREATING SIGNIFICANT SHAREHOLDER VALUE

- **DOUBLE-DIGIT EPS CAGR**, outstanding **CASH CONVERSION** and **SUPERIOR ROIC**
- **STRATEGIC POSITIONING** in highly engineered, mission critical niches
- **OUTSTANDING TEAMS** who deliver through the **IDEX DIFFERENCE**
- Strong balance sheet, cash flow and capital deployment to **MAXIMIZE TSR**

